




# SERIES G150

TRADITIONAL RETRACTABLE  
AWNINGS FOR DECKS & PATIOS



A **FUTUREGUARD** COMPANY





WHERE FASHION MEETS FUNCTION







## A Perfect Match

Your desire to enjoy cool, comfortable shade on those sunny days will be fulfilled in style with the premium quality of the **SERIES G150 RETRACTABLE PATIO AWNING**. This beautiful, German-engineered awning provides shade without any unsightly poles to obstruct your view. When you don't need your awning, simply retract it with the turn of the hand crank or press of a button.

Series G150 shown in OPEN position



Series G150 shown in CLOSED position



Sleek, strong and reliable best describe the Nulmage G150 retractable awning. The frame is constructed with the finest materials including forged arm joint components and high grade aircraft quality extrusions finished in a durable electrostatic powder coated finish. A patented, articulating forged shoulder design provides easily adjustable pitch up to 45 degrees and incredible strength. With projection options from 6'-11" to 14'-6" and widths up to 40', the G150 will surely meet all your shading needs. Choose an optional front bar drop screen and even the setting sun can't spoil your comfort.



Series G150 is the perfect solution for areas with tight spacing requirements.

## A Little Ingenuity


### Series G150



Choose from a wide selection of motors and controls to make your awning completely automated.

**IMPORTANT NOTE!** Your new awning is intended as a protection against the sun only. It is not to be used during periods of strong wind, rain, hail, or snow.





Traditional style and superior strength define the Series G150 retractable awning. Whether open or closed, its sleek design and attractive fabric wrapped front bar and valance will add a touch of traditional elegance to your home.

## A Lot of Style



Series G150 awning shown with dropscreen opened



The optional front rail drop screen adds additional shade without blocking your view. Roll down over 4' of color coordinated see-through shade material for relief from the low setting sun or just for extra privacy. Motor controls such as wind sensors and integration to building automation systems add convenience to help make your awning worry free.



The Eolis WireFree™ RTS Wind/Motion Sensor is a battery powered wind sensor that provides automatic wind protection for retractable awnings.



## Features:


- » Powder coated White, Almond, Sand or Black/Brown frame
- » Welded acrylic fabric seams for increased strength
- » German engineering and design
- » Drop forge components for maximum strength
- » Sleek, strong fabric-wrapped front bar
- » Custom widths up to 40' in 1" increments
- » Patented articulating shoulders
- » Commercial grade frame
- » 6 projections:  
6'-11", 8'-6", 10'-2", 11'-8", 13'-2", 14'-6"
- » Somfy Sunea CMO motor standard

## Warranty:

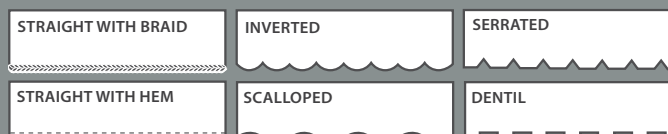
See [www.nuimagepro.com](http://www.nuimagepro.com) for warranty details by model.

## Powder Coated Frame Colors:

*\*Low-gloss finish*

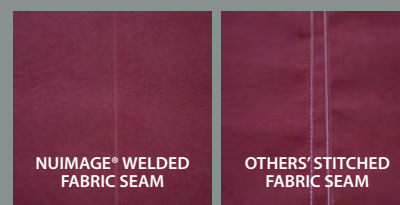


## Valance Styles:




## Welded Seams vs. Stitched Seams

Nulmage welded fabric seams look better and outperform stitched seams. They are virtually invisible, lay flatter, roll smoother, never let light through and will last for the life of the fabric.



# Features & Options



You may add a drop screen on awnings up to 14'-6" projection.



Made to last a lifetime, patented articulating shoulders provide adjustable pitch control.



The WeatherGuard™ hood helps to protect the awning's fabric from the elements.



Premium built arms with a chain tensioning system provide quiet operation and unmatched performance.



## IT'S ALL ABOUT YOU!

Series G150 Retractable Awning is the perfect solution for providing shade on demand, reducing your cooling costs and protecting your family from harmful UV rays.

