

Weather Master Designer Series

A HIGH-PERFORMANCE PREMIUM VINYL WINDOW COLLECTION
FROM CAPITAL CONSTRUCTION





Welcome Home

Since our founding in 2005 as a full-service home remodeling company, Capital Construction Contracting Inc. has served homes throughout New England and surrounding areas with complete exterior renovation services, including windows, siding, doors, decking, roofing, masonry, painting and more.

Our mission is simple: to improve the lives of our customers by providing the highest quality building materials installed by highly skilled, professionally trained crafts persons with the highest level of customer service.

Whether your project is large or small, we give 110% to all your service needs. We want to be known for standing behind quality work, treating our customers the right way, and providing fair, honest and clear communication. We make it a priority to educate homeowners throughout the process, helping them make informed decisions along the way. We excel in listening to our clients first and then providing some of the most detailed estimates and workmanship in the industry today! Everything in our company revolves around one goal: jobs starting on time, ending on time, within the budget and with highly satisfied clients.

Our Core Values

Our values reflect who we are as a company and what we stand for:



Do the Right Thing

We develop relationships that make a positive difference in our customers' lives.



Exceed Expectations

We combine outstanding products and impeccable service to deliver excellent value to our customers.



Uncompromising

We uphold the highest standards of integrity in all of our actions.



Always Building

We work together across boundaries to meet the needs of our customers and help our company win.



Driven to Excellence

We value our people, encourage their development, and reward their performance.

”

There is no better team for your home exterior project than us!

Weather Master Extreme-Max

Weather Master Extreme-Max Windows are performance-engineered with all the features of superior window design – exceptional quality and energy efficiency,[†] along with beautiful aesthetics and easy upkeep.

The beauty of our **EdgeForce narrowline frame and sashes** is subtle and substantial at the same time. The sleek design is visually clean and contemporary, with a larger glass area for exceptional daylighting and outside viewing. And beneath the elegance? Internal chambers are meticulously engineered for structural integrity and enhanced energy efficiency.

Enhanced cavity foam insulation further enhances the energy efficiency of the Weather Master Extreme-Max Window. This innovative technology incorporates carbonized foam liners in select channels of the head, jamb and sill to create a protective thermal barrier against energy loss.

Stylish and strong, **Defense-Tek's low-profile secure locking hardware** features an indicator that tells you if your windows are left unlocked. But the true beauty of Defense-Tek is its end-of-throw cam shift locking action, expertly constructed for increased protection.

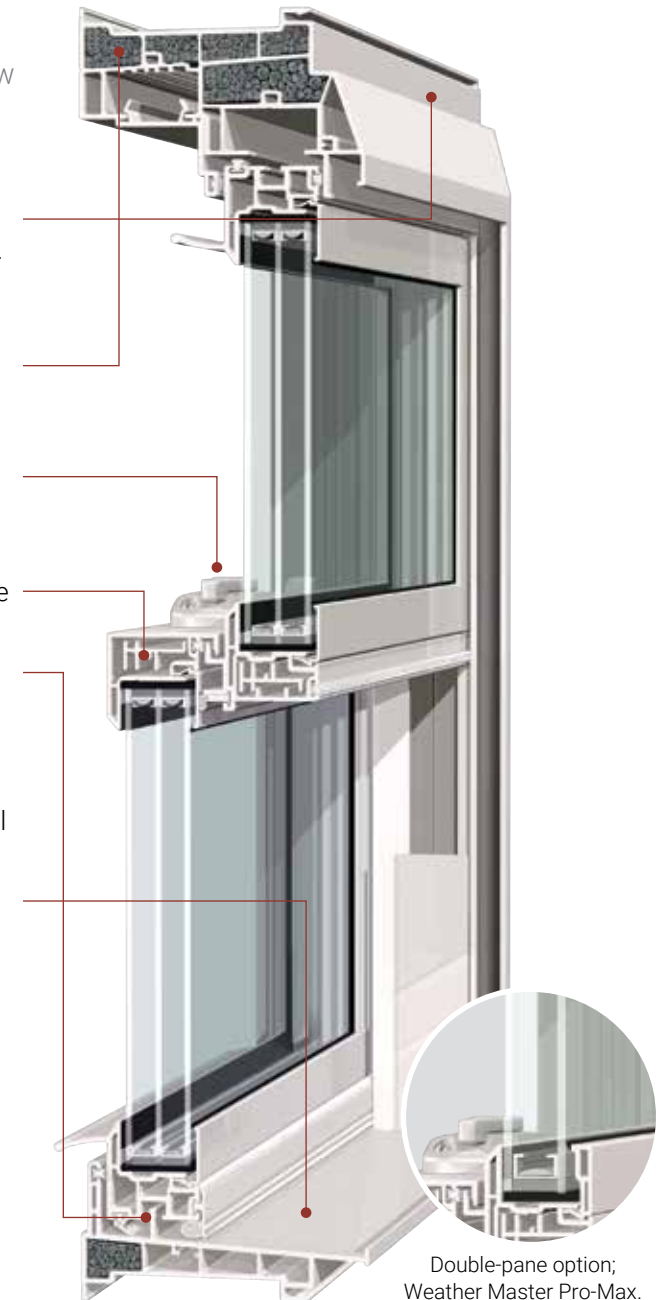
CoreFX is a structural component that never quits. This innovative low-conductive composite reinforcement in the sash meetings rails is designed for energy efficiency and the secure mounting of hardware.¹

When harsh wind and weather hit your home, Gatekeeper stands strong. Traditional sloped sill designs can allow the sash to bow during powerful winds, but with **Gatekeeper interlocking sash-to-sill technology**, the sash is channeled firmly into the window frame for a unified wall of strength. Combined with three layers of weatherstripping, Gatekeeper delivers unmatched protection, as well as peace of mind.

Our **HP3 telescoping sill dam** delivers a triple payoff: protection from air and water infiltration, increased structural stability and enhanced beauty. The integrated telescoping sill dam effortlessly blends strength with style.

Forecaster elevates both the appearance and performance of Weather Master Extreme-Max Windows with its smooth, uniform design. The true sloped sill is expertly crafted to provide a highly efficient drainage system that promotes water runoff without the use of weep holes.²

Improved form and functionality is the focus of our **Ocular screen bulb seal**. The compression bulb aids in the installation and removal of the extruded aluminum screen. The snug fit also eliminates light penetration between the screen and frame and helps block insect access.³



¹Double-hung base model will automatically be upgraded to ST (steel reinforcement) for all units ordered in excess of 48" wide or 84" high.

²For larger size windows or to meet specific DP/PG ratings, optional weeps/performance package must be ordered.

³Available only with the full screen option.

Enjoy Greater Comfort



No matter where you live, it costs money to stay comfortable. In the summer, you pay to keep heat out of your home; in the winter, you pay to keep it in. That's when ordinary windows become a costly problem. They do little to stop the gain – or loss – of heat. That's why Weather Master Designer Series Windows are such a great investment. They incorporate more than a dozen advanced features that are designed to reduce the flow of heat and help conserve energy use, keeping your home comfortable year-round.

Enduring Beauty, Easy Upkeep

One of the best innovations in vinyl replacement windows is the long-lasting beauty and carefree upkeep. The premium vinyl construction won't rot, split, corrode or pit like painted wood windows and won't swell or warp from exposure to moisture. Your windows will maintain their fresh-looking appearance season after season.

Advanced Energy Savings!†

Further improve the energy efficiency of your Weather Master Extreme-Max Windows with triple-pane glass protection. This high-performance design features a 1" thick (nominal) glass unit, three panes of glass, two surfaces of Low-E (low-emissivity) technology, and two spaces of argon gas,†† along with the Intercept® Warm-Edge Spacer for a powerful energy-saving shield. You'll also appreciate the improved overall comfort and quieter indoor ambiance of your home.

What Makes the ClimaTech® Insulated Glass Package So Effective?

Windows are roughly 80% glass, so it's important to choose an energy-efficient glass system to seal off energy loss. Weather Master Extreme-Max Windows with triple-pane insulating glass are precision-engineered for greater energy savings, keeping your home warmer in the winter and cooler in the summer with less energy use. Consult your window professional for energy-efficient glass packages available for your home and climate zone.

Lifetime Limited Warranty

Weather Master Designer Series Windows are made by Associated Materials, a recognized leader in product innovation, manufacturing excellence and uncompromising quality control. That's a reputation you can count on, from the day your windows are installed until the day you sell your home. And to make your buying decision easier, AM backs all Weather Master Designer Series Windows with a Lifetime Limited Warranty.‡



Window Styles

Weather Master windows offer a full selection of window styles to complement your home.

Double-Hung

- Narrowline frame and sashes with fusion-welded corners for exceptional beauty, strength and energy efficiency.
- Integrated sash-to-sill interlock provides a unified wall of strength; prevents the sash from bowing in harsh winds.
- Low-conductive, composite reinforcement in the meeting rails allows for secure mounting of hardware and improves energy efficiency.
- True sloped sill creates a highly efficient drainage system to help prevent water and debris accumulation.
- Constant force balance system provides smooth raising and lowering of sashes.
- Hidden screen track for a neat, clean appearance.

Sliding

- Narrowline frame and sashes with fusion-welded corners for exceptional beauty, strength and energy efficiency.
- Insulated glass unit with triple-pane glass and warm-edge spacer system increases energy efficiency.
- Embedded, multi-chambered construction creates airtight insulating compartments for increased thermal performance and strength.
- Low-conductive, composite reinforcement in the meeting rails allows for secure mounting of hardware and improves energy efficiency.
- Nylon-encased dual brass roller system ensures easy-glide performance.
- Hidden screen track for a neat, clean appearance.






Additional Styles

Casement and Awning

- Beveled exterior sash design creates the appearance of a larger glass area with an attractive slimline look.
- Step-down frame with compression-type inner bulb seal provides a tight seal during inclement weather.
- State-of-the-art hinge system offers multi-directional ventilation and allows sash cleaning from inside the home.
- Positive crank mechanism provides easy operation when opening and closing the sash.
- Multi-point locking system ensures a tight seal and increased comfort.
- Multiple lite configurations available in a single mainframe.

Picture and Special Shapes

- Narrowline frame with fusion-welded corners for exceptional beauty, strength and energy efficiency.
- Insulated glass unit with double-strength glass and warm-edge spacer system provides superior thermal protection and longevity.
- Embedded, multi-chambered construction creates airtight insulating compartments for increased thermal performance and strength.
- Choose from a variety of architectural styles, including Circle Top, Quarter Arch, Eyebrow, Half Eyebrow, Ellipse, Full Circle, Hexagon, Octagon, Pentagon, Cathedral, Trapezoid, Triangle and more.






Sliding Patio Doors

- Choose your style: Classic door features 5" rails for a clean-line design; Contemporary door has sleek 3" rails for greater glass area; French-style sliding door features a 5" top rail, 7" bottom rail and 3" side rails to create authentic French door appeal with floor space-saving practicality.
- Mainframe and sash feature a double-wall design and multi-chambered construction for added strength.
- 1" thick (nominal) insulated glass unit with warm-edge spacer system promotes energy conservation year-round.
- Dual internal/external weatherstripping on the sash for energy efficiency.
- Precision-engineered tandem roller system ensures easy and quiet door operation.
- Heavy-duty extruded aluminum screen features four adjustable rollers for smooth gliding.
- Steel reinforcements at the interlocks and lock rails increase structural integrity.
- Available in a 2-panel style in 5', 6', 8' and Wisconsin-style widths; 3-panel styles in 9' and 12' widths; and a 4-panel style in a 12' width with center panels that open to each side.
- Integrated mini blinds offer convenient sunlight and privacy control. (optional)
- Choose from a variety of solid colors, woodgrain options, hardware finishes and grid patterns to complement your Weather Master Designer Series Windows.


Decorative Options

Beauty and vision, performance and strength – it all comes together in Weather Master’s exciting collection of styles, colors and custom accents. Our exterior colors feature a cutting-edge polyurethane coating technology with heat-reflective pigments for a remarkably strong and fade-resistant finish. Interior woodgrain laminates are performance-engineered for superb durability that maintains its attractive appearance over the life of the product.

Exterior Color Collection



Interior Color Collection



⁴Extruded solid color. Note: Classic Clay base is not available with exterior color finishes.

⁵White woodgrain is available with a Beige or Classic Clay base only.

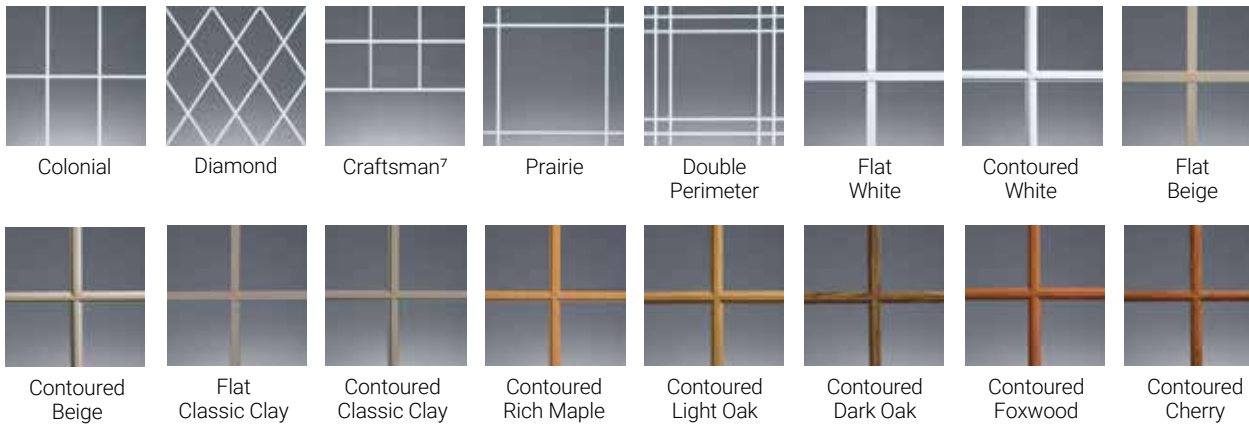
⁶1" contoured grids are not available in matching woodgrains.

⁷Not available in all window offerings.

⁸Not available with triple-pane glass packages.

Interior Grids

Classic grids are available in complementary White, Beige or Classic Clay, with Colonial, Diamond, Craftsman, Prairie and Double Perimeter patterns. Contoured grids are available in 3/4" and 1" profiles with complementary colors and in matching woodgrains.⁶ All grids are enclosed within the insulated glass unit for easy cleaning.



Simulated Divided Lites

Simulated Divided Lites[®] expertly combine the distinctive historical window design with the superior quality, energy efficiency and easy-care convenience of today's advanced technology.



1-1/4" with mill finish shadow bar

7/8" with mill finish shadow bar



Green Inspiration

Weather Master Windows and Patio Doors are performance-engineered to help conserve energy and reduce the consumption of fossil fuels used for heating and cooling homes. Using less energy to heat and cool your home not only saves money, it can reduce your home's carbon footprint as well. High-quality products with a long lifespan can also help lessen your impact on the environment.

Protecting our natural resources and choosing more sustainable products are just a few ways we can help safeguard our planet. Together, we can encourage ecological well-being with everyday actions of environmental stewardship.





Boston, Massachusetts, Rhode Island and New Hampshire . . . Exterior Remodeling Done Right

”

I was immediately impressed with this company from when I first called them. They were informative, flexible to my schedule and a solid reputable company. I've dealt with a lot of different contractors and Capital Construction was a dream come true! From their office staff to production team and crew. Their crew done a fantastic job and finished sooner than projected. They followed all the covid guidelines and were amazing from start to finish. I 100% recommend this company to anyone. We are already planning our next spring project!"

– Satisfied Homeowner



Capital Construction

354 Turnpike Street, #303 | Canton, MA 02021
617.890.6270 | www.capitalconstructioncontracting.com

